

Enrolment Report 2009/10

An Increase Over Projected

Based on a projected enrolment of 15,020 students, the actual enrolment in North Vancouver School District, as of September 30, 2009, is 327 greater, totaling 15,347 students. This increase in student enrolment is impressive and encouraging.

The increasing enrolment in North Vancouver School District can be attributed to the following factors:

- Students returning to the School District from other school districts
- Students returning from private and/or independent schools
- An increase in the School District's alternate school and/or program enrolment
- An increase in the Inspirations 44 All-Day Kindergarten Program enrolment
- A modest increase in the number of families with school-aged children relocating to North Vancouver
- An increase in enrolment and activation of Distributed Learning courses.

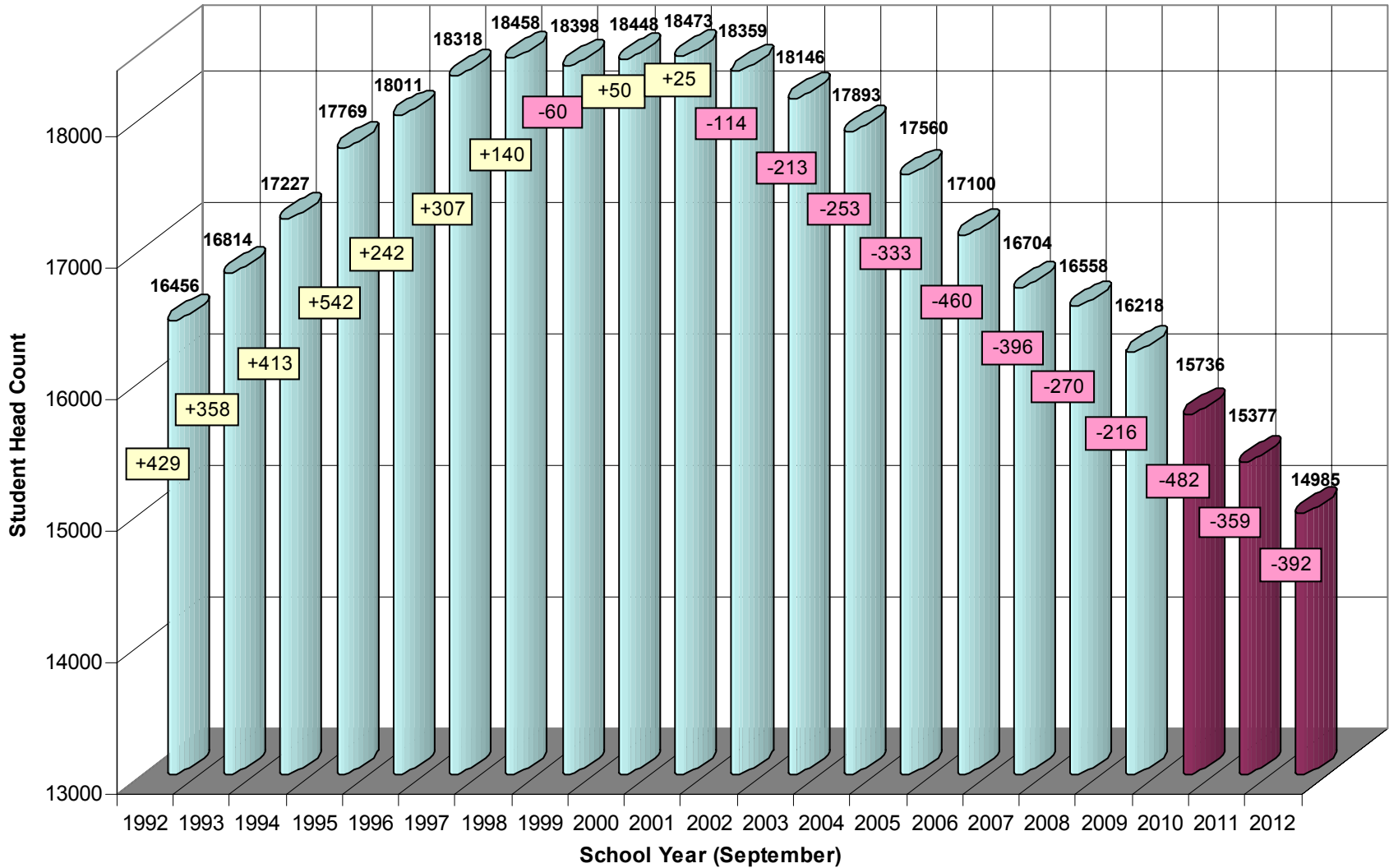


Enrolment Report 2009/10

CATEGORY	PROJECTED	SEP. 30	VARIANCE
Total School Age FTE K to 12 & Continuing Ed	14,660	14,928	+ 268
Total School Age FTE Alternate Schools	340	372	+ 32
Distributed Learning	20	47	+ 27
TOTAL FTE	15,020	15,347	+ 327
English Second Language	880	937	+ 57
Aboriginal Education	524	540	+ 16
Special Ed L1	23	22	- 1
Special Ed L2	330	360	+ 30
Special Ed L3	150	119	- 31
Adult Education	150	152	+ 2



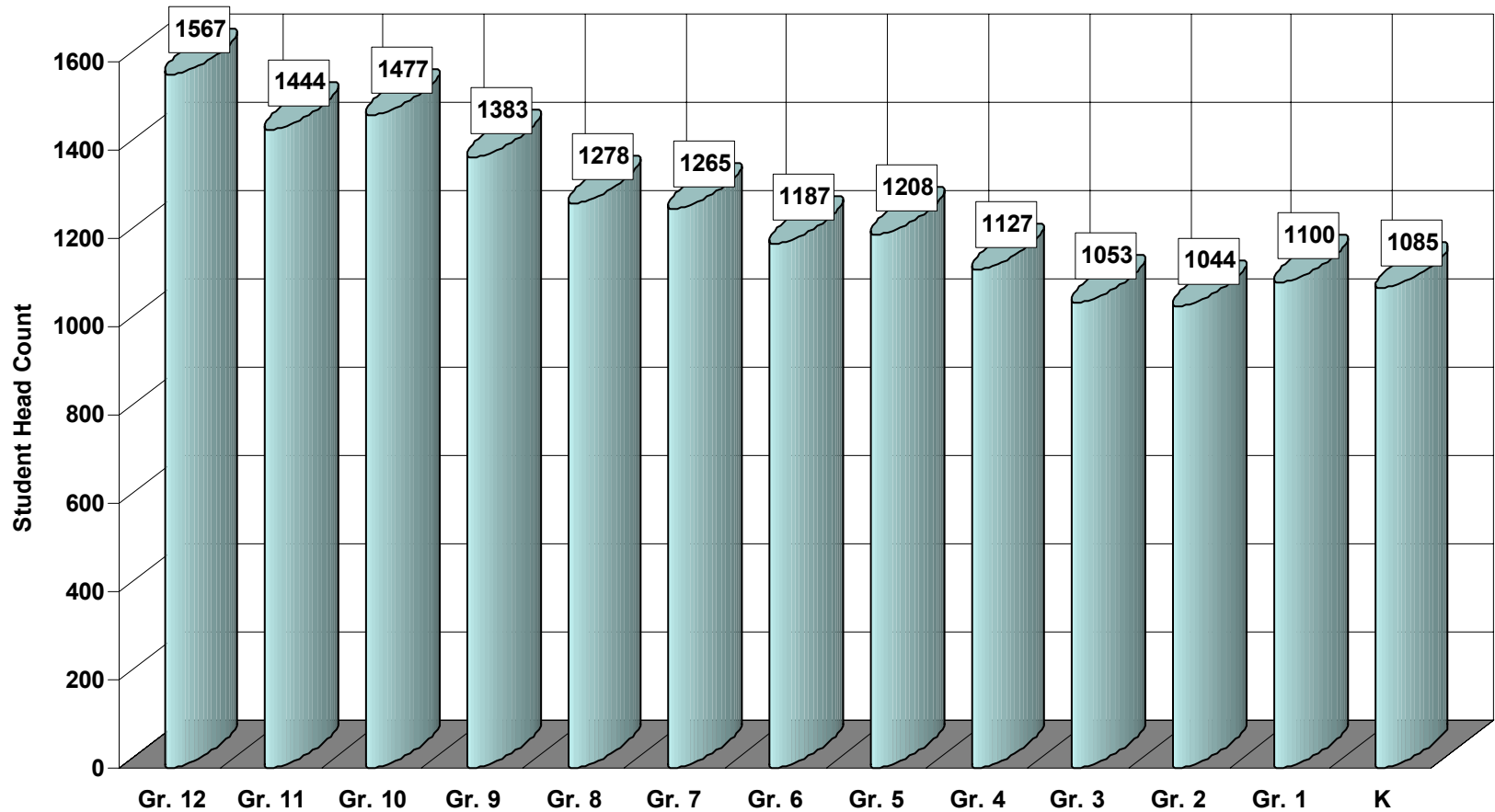
Enrolment Actual '92-'09 and Projected '10-'12 (All Programs)



Enrolment Actual by Grade (All Programs)

September 30, 2009

Data Source: 1701 Grade Enrolment Variance



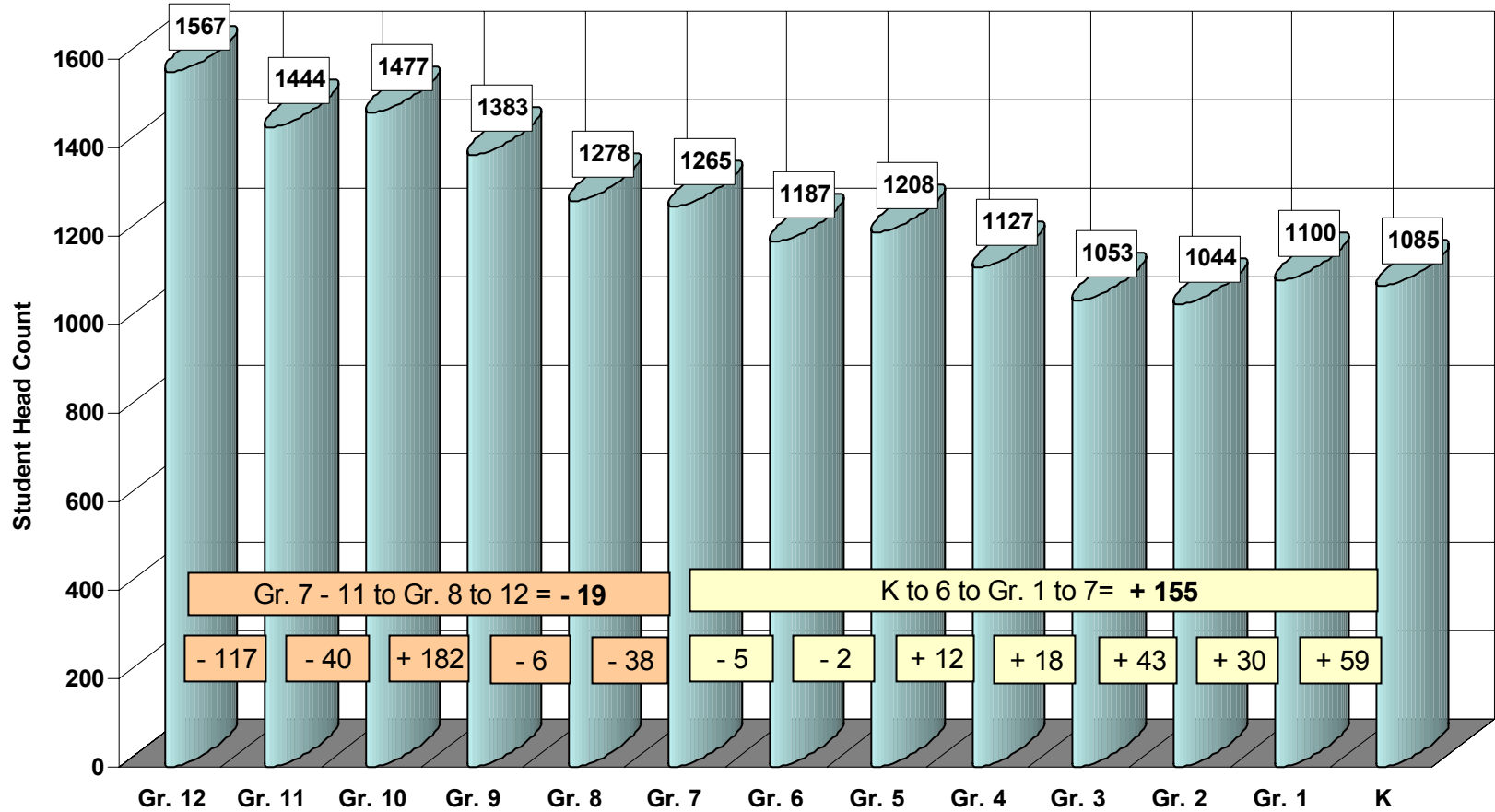
"Rollover" projection for 2010/11 indicates a decline of 482 students
Subtract Gr. 12s graduating from estimated Ks entering (1567 - 1085 = - 482)



Enrolment Actual by Grade (All Programs)

September 30, 2009

Data Source: 1701 Grade Enrolment Variance



"Rollover" projection for 2010/11 indicates a decline of 482 students
 Subtract Gr. 12s graduating from estimated Ks entering (1567 - 1085 = -482)

