

Important Information for secondary students and their families

What if there was a school emergency...?



Your first response might be to phone the school, or, if you couldn't reach anyone at the school, just get into your car and go...BUT, is that the right thing to do?




Please read the enclosed information and talk to your teens to ensure both you and they respond appropriately and effectively to an emergency or disaster situation at the school.


Your informed and measured response will help the school to manage the emergency effectively and will assist the student release procedures that your school has put in place.





Do's & Don'ts

Please...

 **DO NOT** phone the school following an emergency or disaster event. Telephone lines may be needed for emergency communications. Listen to the radio for information and updates.

 If you are at home, **DO** ensure your home is safe to return to with your son or daughter.

 **DO** walk to the school if possible; **DON'T** drive! Streets may be littered with debris. School access routes and street entrances must remain clear for emergency vehicles.



Family Emergency Preparedness



You need to be ready to care for your family and respond effectively after an emergency or disaster, whether at home, school or work.

Preparing ahead can reduce the fear, anxiety and loss that can accompany an emergency event.

Consider signing up for one of the North Shore's free emergency preparedness workshops. You will be better able to help family and friends. For more information on workshops, call the **North Shore Emergency Management Office** (NSEMO) at 604-983-7440 or check the website at





www.nsemo.org
for course details.



**North Shore Emergency
Management Office**

Talk to your kids

We strongly recommend that you speak to your son or daughter about the following:

-  That **their school has emergency plans** in place to ensure student safety immediately following an emergency or disaster event.
-  The potential risk of **gas leaks, downed “live” power lines, debris, etc.** which may make streets and roads impassable and therefore not safe for your son or daughter to attempt to walk home.
-  The **importance of remaining at the school** until given instructions by authorized school staff. Students will NOT be permitted to leave the school to pick up younger siblings at nearby schools.
-  The **importance of the student release procedures** at the school and that you and your son or daughter need to follow the school student release procedures.

What is Student Release?

Student Release is the process a school follows to dismiss students in an emergency or disaster situation. There are 3 types of student release:

“Regular Release” Is the regular day-to-day release process that would be used in the event of a minor incident such as a power failure.

“Controlled Release” Is used when there is a moderate level of risk, such as an impending severe storm. Because students may be emotionally traumatized, they will be individually signed out before being released.

“Full Scale Emergency Release” Is used in extreme emergencies where there is an enhanced state of risk such as after an earthquake. This procedure involves signing students out, usually to a designated parent or guardian in a safe, controlled and managed process.



In the event of a **Full Scale Emergency** which poses the highest level of risk to students, the school will respond as follows:

- ✓ Students will not be permitted to leave the school grounds without first filling out a Student Release Information form consisting of student's name, grade, destination address, time, name and signature of person(s) accompanying student (if applicable).
- ✓ The Student Release Information form will be kept on file.
- ✓ The student may be released to his or her own care or the care of others, only when the community is deemed to be safe and the student is considered to be not at risk.

Assessing the community as “safe” during a Full Scale Emergency shall be done in consultation with Emergency Responders and the School Board Emergency Operations Centre (EOC).

Students will not be released from the school unless it is deemed safe to do so.

These School District Student Release Procedures have been developed with your child's safety as the top priority.

For more information, contact the North Vancouver School District at 604 903-3444 or at www.nvsg44.bc.ca.

